

Green-Cap (ELECTRIC DOUBLE LAYER CAPACITORS)

Upgrade

DA Snap-in Terminal Type,
High Voltage Series

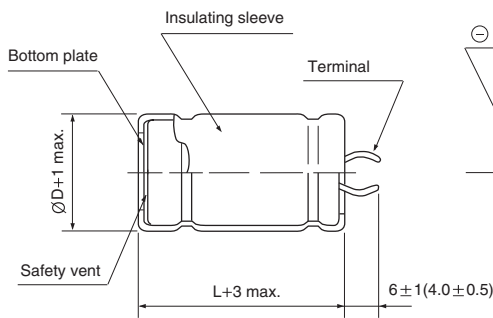
- Endurance : 3.0V 65°C 1500 hours
- The middle size and high capacitance, low resistance
- Charge and discharge efficiency are higher than in batteries



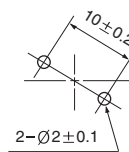
Item	Characteristics	
Operating temperature range	-40 ~ +65°C	
Rated Voltage	3.0 VDC	
Capacitance tolerance	0% ~ +20%	
Temperature characteristics	Capacitance change	Within $\pm 5\%$ of initial value at +20°C
	Internal resistance change	Within 50% of initial value at +20°C
Endurance (65°C)	Test time	1500 hours
	Capacitance change	Within $\pm 30\%$ of specified value
	Internal resistance change	Less than 100% of specified value
Shelf life (65°C)	After 1000 hours no load test same as endurance	
Life Time at RT ⁽¹⁾	10 years	(1) $ \Delta CI < 30\%$ and $\Delta ESR < 100\%$ of specified value, respectively and $LC <$ specified value
Cycle Life (25°C) ⁽¹⁾⁽²⁾	500,000 cycles	(2) Cycle : between rated voltage and half rated voltage under constant current at 25°C

DRAWING

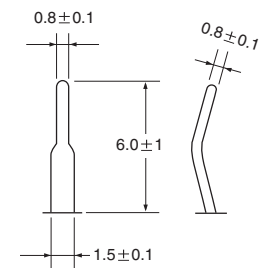
Unit : mm



PC Board Mounting Holes



Terminal



CHARACTERISTIC LIST & DIMENSIONS

Rated Voltage	Capacitance (F)	ESR, 1KHz (mΩ)	ESR, DC (mΩ)	LC (72hr) (mA Max.)	Max Continuous Current(A)	Max Peak Current(A)	Specific Energy		Weight (g)	Volume (ml)	Dimension $\varnothing D \times L$ (mm)
							(Wh/kg)	(Wh/L)			
3.0	100	8.0	10.0	0.30	6.2	68	5.95	7.31	21	17	22 × 45
	200	7.0	9.0	0.60	12.5	96	6.58	7.86	38	32	30 × 45
	300	3.5	5.0	0.90	18.7	162	6.58	7.80	57	48	35 × 50
	360	3.2	3.8	1.08	22.4	205	6.43	7.80	70	58	35 × 60
	400	3.2	3.8	1.20	24.9	214	7.14	8.66	70	58	35 × 60

* $\varnothing 35$ 4pin type terminal drawing is same see pages 200.