


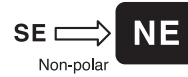
MINIATURE ALUMINUM ELECTROLYTIC CAPACITORS



NE Non-Polarized, Height 5mmL Series



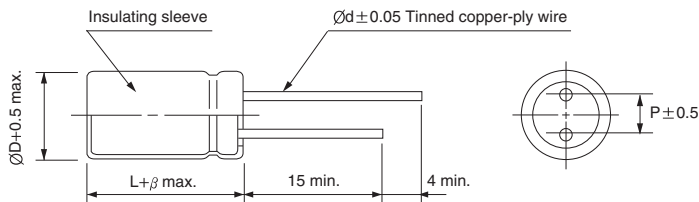
- Non-polarized and low profile series with 5mmL height
- Uniquely designed for use in lightweight and portable equipment
- Complied to the RoHS directive



Item	Characteristics						
Operating temperature range	-40 ~ +85°C						
Leakage current max.	I = 0.05CV or 10µA whichever is greater (after 2 minutes)						
Capacitance tolerance	±20% at 120Hz, 20°C						
Dissipation factor max. (at 120Hz, 20°C)	WV	6.3	10	16	25	35	50
	tanδ	0.24	0.20	0.17	0.17	0.15	0.15
Low temperature characteristics (Impedance ratio at 120Hz)	WV	6.3	10	16, 25	35, 50		
	Z-25°C/Z+20°C	4	3	2	2		
	Z-40°C/Z+20°C	8	6	4	3		
Load life (after application of the rated voltage for 1000 hours at 85°C)	Leakage current	Less than specified value					
	Capacitance change	Within ±20% of initial value					
	tanδ	Less than 200% of specified value					
	Test method	Polarity reverse each 250 hours					
Shelf life (at 85°C)	After 1000 hours no load test, leakage current, capacitance and tanδ are same as load life value. The measurement shall be performed at 20°C by the KS C IEC 60384 - 4						

DRAWING

Unit : mm



ØD	4	5	6.3
P	1.5	2.0	2.5
Ød	0.45	0.45	0.45
β	1.0	1.5	

DIMENSIONS & MAXIMUM PERMISSIBLE RIPPLE CURRENT

µF \ WV	6.3		10		16		25		35		50	
1.0											4×5	10
1.5											4×5	12
2.2							4×5	14	4×5	15	5×5	17
3.3							5×5	20	5×5	21	5×5	21
4.7					4×5	21	5×5	24	5×5	25	6.3×5	30
6.8					5×5	29	6.3×5	33	6.3×5	36	6.3×5	36
10			4×5	28	5×5	35	6.3×5	41	6.3×5	43		
15	4×5	31	5×5	39	6.3×5	50						
22	5×5	43	6.3×5	55	6.3×5	60						
33	6.3×5	62	6.3×5	68								
47	6.3×5	74										

↑ Ripple current (mA rms) at 85°C, 120Hz
 ↑ Case size ØD×L (mm)

FREQUENCY COEFFICIENT OF PERMISSIBLE RIPPLE CURRENT

Frequency	50Hz	120Hz	1kHz	10kHz ≤
Coefficient	0.75	1.00	1.55	2.00

MINIATURE TYPES